

Level 1
Grade 5 & up

Building Bridges

By Building Understanding Through Current Events



Teachers Serving Teachers Since 1990

Building Bridges

Level 1

PUBLISHER

Eric Wieczorek

EDITOR-IN-CHIEF

Janet Radschun Wieczorek

AUTHORS

Vivien Bowers

Joanne Mitchell

CURRICULUM DEVELOPERS

Tasha Henry

Catriona Misfeldt

Sarah Rhude

ARTISTS/ILLUSTRATORS

Brianna Marie Dick

LAYOUT AND DESIGN

Jigsaw Design



LesPlan Educational Services Ltd.

#1 - 4144 Wilkinson Road

Victoria BC V8Z 5A7

www.lesplan.com

info@lesplan.com

Phone: (toll free) 888 240-2212

Fax: (toll free) 888 240-2246

Twitter: @LesPlan

Copyright LesPlan Educational Services Ltd.

All rights reserved.

Permission granted to photocopy this resource for use by all students and teachers within one school.

We welcome your comments and appreciate your suggestions.

Acknowledgements:

We have been honoured to work with many contributors for this issue including Phyllis Webstad (Stswecem'c Xgat'tem), Eddy Charlie (Cowichan Tribes), Brianna Dick (Songhees), Bear Horne (Tswaout), and Kristin Spray. We are grateful to the Lkwungen Peoples, the Songhees and Esquimalt Nations, on whose unceded land we now live, learn, and do our work.

Mission Statement:

LesPlan Educational Services Ltd. aims to help teachers develop students' understanding of and ability to critically assess current issues and events by providing quality up-to-date, affordable, ready-to-use resources.

Building Bridges:

- **allows for differentiated learning.** **Building Bridges** is available in two levels, and in English and French, to meet your students' varied learning needs.
- **is tech-friendly.** Project each month's pdf on your Promethean or Smart Board to read articles together. Our pdfs also work seamlessly with assistive reading technology, and the Word version of the articles can be uploaded to Google Classroom.
- **is easy to use.** Easily access links referenced in **Building Bridges** by visiting www.lesplan.com/en/links.

Subscription Information:

Building Bridges is published five times during the school year, every two months beginning in mid-September. A full-year (5-issue) subscription costs \$120. Subscribe at <https://www.lesplan.com>.

About the cover design:

"[This design shows] two hands, Indigenous and Canadian, working together through reconciliation with a ring of cedar surrounding them to represent the medicine to help through this process." – Coast Salish artist Brianna Marie Dick, August 2018



An Overview

Many educators across Canada have been responding to the Truth and Reconciliation Commission Calls to Action through their planning and practices. As a non-Indigenous teacher, I know that this work means I will make mistakes. I also know that I can't know everything. Thank goodness! This work isn't about knowing more; this work is about learning and asking questions alongside your students. It's also about learning to ask the right questions in a humble way, and to imagine bridges through our colonial past. But how do we engage in the work of reconciliation alongside curricular learning outcomes in an authentic and meaningful way?

This series of lesson plans is designed to invite you and your students into the complex dialogue that is crucial to any work around reconciliation. By teaching students the tools to ask thoughtful questions, and to think carefully and critically about the questions they ask, we begin the hard work needed to build better relationships between non-Indigenous and Indigenous Peoples in Canada.

In this publication, current events and issues will be presented as opportunities for informed discussions and classroom inquiry that ultimately encourage students to ask the bigger questions that affect the societies we live in: *Is this right? Is this just for all? What is better?*

Setting the tone

Setting a positive and empathetic tone in your classroom is essential to the exploration of Indigenous issues. For instance, at the root of exposing Canada's investment in the Indian Act and residential schooling is the discussion of what constitutes racism and discrimination. These topics are, and should be, sensitive for your students to enter into. A classroom environment that invites perspectives, and critically examines inherited belief systems, must first establish a set of rules to live by.

Also, keep in mind that our colonial history includes some very painful memories for many Indigenous families and communities, and care must be taken to enter into and exit conversations in ways that do not cause unintended emotional upset or harm. Indigenous students should never be called upon to speak to culture or Indigenous politics in the classroom unless they have initiated the input or it is precipitated by private conversation with students and their parents.

Action: Ask your students to come up with a list of body language, words, attitudes, and behaviours that constitute a positive classroom environment. Keep these posted in the classroom as a baseline criteria for entering into the subject of Canada's treatment of Indigenous Peoples.

Creating learning environments that reflect the First Peoples Principles of Learning

Aim to nurture a learning environment that embodies the First Peoples Principles of Learning. As the First Nations Education Steering Committee expressed, these principles are not rigid terms or isolated lessons, but more, a way of being with your learners and a way of viewing learning in general. Each Nation may have its own perspectives around learning and teaching, but these principles can be seen as generally agreed-upon starting points that invite all teachers and learners to view learning through an Indigenous lens. I have these posted in my classroom, and I refer to them often.

Learning ultimately supports the well-being of the self, the family, the community, the land, the spirits, and the ancestors.

Learning is holistic, reflexive, reflective, experiential, and relational (focused on connectedness, on reciprocal relationships, and a sense of place).

Learning involves recognizing the consequences of one's actions. Learning involves generational roles and responsibilities.

Learning recognizes the role of Indigenous knowledge. Learning is embedded in memory, history, and story.

Learning involves patience and time.

Learning requires exploration of one's identity.

Learning involves recognizing that some knowledge is sacred and only shared with permission and/or in certain situations.

Action: Ask your students to describe, in their own words, what the FPPL look like, feel like, and sound like in the classroom setting. Have them list their thoughts, words, and feelings on sticky notes and post their responses under each principle. Leave these up on your wall to set a tone for all learning across the curriculum.

You can learn more about these principles at:

<http://www.fnesc.ca/wp/wp-content/uploads/2015/09/PUB-LFP-POSTER-Principles-of-Learning-First-Peoples-poster-11x17.pdf>

<https://firstpeoplesprinciplesoflearning.wordpress.com>

Notes on assessment: Moving beyond empathy

We are trained as teachers to measure learning in students. I feel it is important in this particular endeavour that we don't reduce students' learning to a grade or a percentage. What you can measure is the depth to which your students are able to think critically about an issue, and the degree to which they can communicate their thinking through listening, speaking, and writing. Try using self-assessment tools, or a current events portfolio with an oral interview, as assessment strategies. Focus on speaking and listening as important indicators of a student's thinking and communication skills. Use dialogue, discussion, and reflection as a way for each student to express his or her own entry point and degree of critical analysis of each current event. Keep the focus on the quality of questions asked, as opposed to coming up with solutions or answers.

Watch each student's learning unfold, at his own pace, in her own words, and encourage ways to stretch individual learning.

Tasha Henry, Victoria, B.C.

Action: Ask students to keep a reflection journal to record their thoughts after each lesson. Make sure they understand that the journal is for your eyes only. Encourage them to make connections to their own life, stories, and experiences. Make sure you don't use evaluative language when responding to their journal. A simple "thank you" for allowing you to witness their journey is sufficient.

About This Issue

Introduction:

This lesson sequence about the origins of Orange Shirt Day and the history of Residential Schools is meant to be an entry point for you and your class to analyze the deeper issues pertaining to Canada's investment in the Indian Act and the Residential School System. The learning activities are meant to encourage critical, historical thinking and thoughtful reflection. This learning sequence is designed to be an invitation into the long-term work of understanding the complexities surrounding Canada's relationship with Indigenous Peoples.

Learning outcomes:

I can:

- access and integrate information from a variety of sources and prior knowledge to build understanding;
- use personal experience and knowledge to connect to text and develop understanding of self, community, and the world;
- demonstrate awareness of the oral tradition in First Peoples' cultures and the purposes of First Peoples' texts;
- identify how story in First Peoples' cultures connects people to land;
- exchange ideas and perspectives to build shared understanding.

(B.C. Curricular Competencies for Grade 5 Language Arts)

Skills:

I can:

- use Social Studies inquiry processes and skills to: ask questions; gather, interpret, and analyze ideas; and communicate findings and decisions (*Grade 5-7 Social Studies Curricular Competency*);
- analyze events from the past and articulate some social, emotional, and economic impacts;
- engage narrative writing practices through the form of memoir and narrative reflections;
- list causes, effects, and impacts through graphic organizers.

Essential questions:

- What does Orange Shirt Day symbolize?
- What are the lasting impacts of the Residential School System on Indigenous individuals, Peoples and communities?
- What is the purpose of the Truth and Reconciliation Commission of Canada?
- What is the work of reconciliation, and what does it mean to you?

Big ideas:

- Exploring text, story, and testimony helps us understand ourselves and make connections to others and to the world.
 - Ideologies profoundly affect people, societies, and events.
 - The Residential School System continues to impact Indigenous Peoples, individuals, and communities.
-

An important note on terminology:

Not all First Peoples and Indigenous Peoples around the world can be grouped together under the one term 'Indigenous'. We use this term knowing that not all Indigenous or Aboriginal Peoples share the same views.

Opening the Circle of Learning

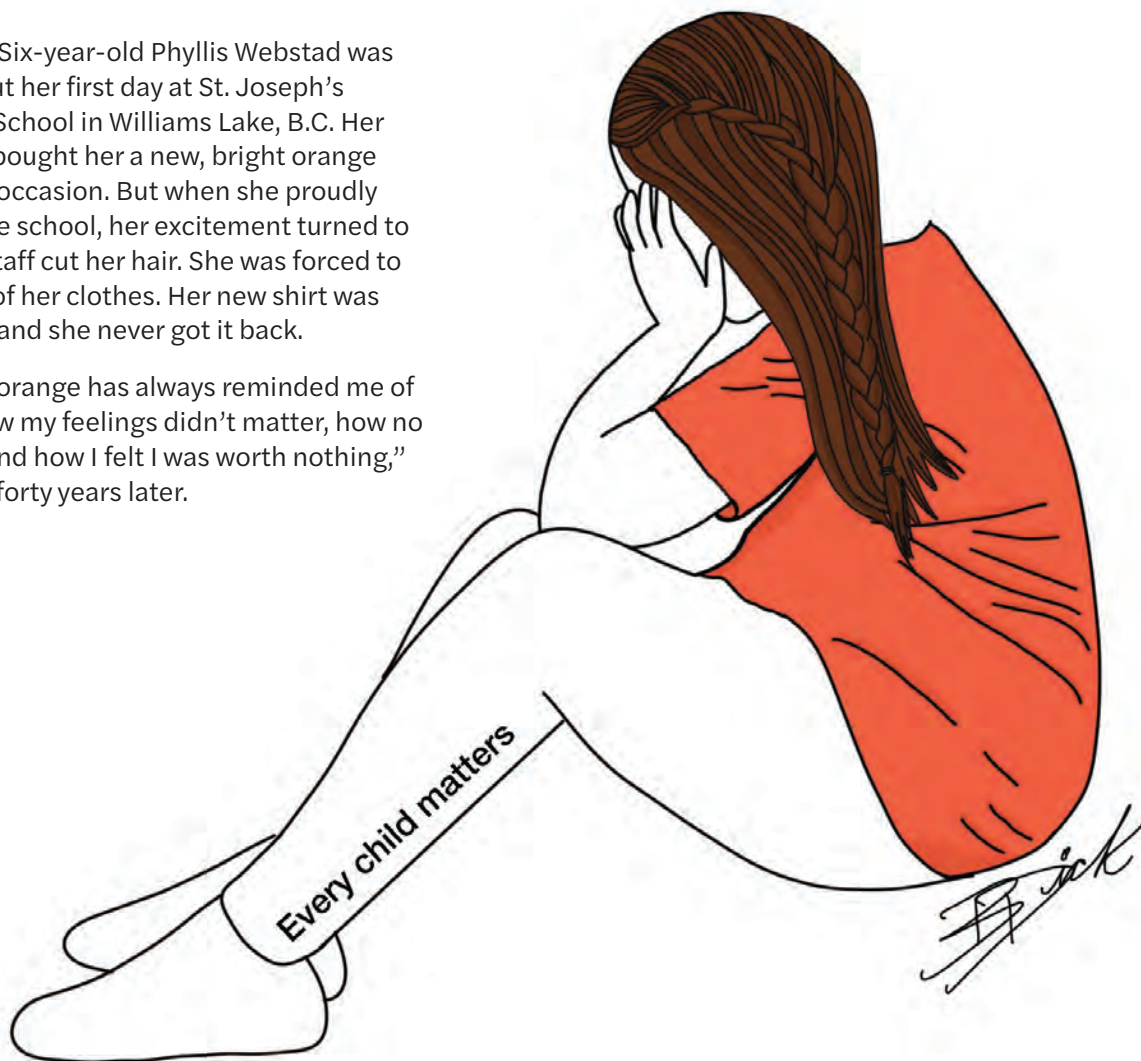
Sarah Rhude (Lnu teacher of Mi'kmaw/Algonquin and European descent) is the District Aboriginal Art and Culture Facilitator with the Greater Victoria School District. She opens circles with her students by drawing on oral traditions where learning is understood as communal, and gives space for everyone to situate where they are from in relation to each other. She explains that by standing in relationship, we give context for the words we share. She invites each student to honour his or her ancestors in this way:

1. Sit in a circle with everyone facing each other. Explain to students that in this way, we are all equal. Our eyes and hearts are facing each other and we are in a space where we can all connect.
2. Acknowledge the First Peoples on whose territory you are holding the circle, who have an ancestral and generational connection to the land since time immemorial (since before memory or stories). For example: "We acknowledge that we are on the traditional territory of the _____ (First Nation) Peoples." (You may find the interactive map at <https://www.thecanadianencyclopedia.ca/en/article/indigenous-territory/> to be a helpful resource.)
3. After you acknowledge the people and ancestors of the territory, tell students that, one-by-one, they will introduce themselves. This includes:
 - giving their full name
 - saying where their ancestors are from. We want to acknowledge and bring into the circle the ancestors of those sitting in the circle. Who are students' ancestors and where is their homeland? (Note: If students do not know where they are from, that is okay. The circle has a way of triggering this search for identifying with the roots of our ancestry through time.)
 - offering a quick and contained check-in using a scale from 1-10, with 10 being very good. This shows respect towards those who may need a little extra space or a little more positive energy.
 - inviting students to acknowledge either an animal or plant into the circle. This shows respect for other living beings. Often the special items that we bring into a circle will have a story attached to them, and this will help your students feel comfortable in the circle, over time.
 - Here's an example of an introduction: *"My name is Mary Thomas and I am Mi'kmaw through my mother and Irish from my father. I feel like a 7 today and I would like to bring in the blue jay as it reminds me of home."*
 - Note: If students can introduce themselves in their traditional language, encourage this.

Orange Shirt Day

It was 1973. Six-year-old Phyllis Webstad was excited about her first day at St. Joseph's Residential School in Williams Lake, B.C. Her granny had bought her a new, bright orange shirt for the occasion. But when she proudly arrived at the school, her excitement turned to terror. The staff cut her hair. She was forced to change out of her clothes. Her new shirt was taken away, and she never got it back.

"The colour orange has always reminded me of that, and how my feelings didn't matter, how no one cared, and how I felt I was worth nothing," said Phyllis, forty years later.



Phyllis' Story

I went to the Mission for one school year in 1973/1974. I had just turned 6 years old. I lived with my grandmother on the Dog Creek reserve. We never had very much money, but somehow my granny managed to buy me a new outfit to go to the Mission school. I remember going to Robinson's store and picking out a shiny orange shirt. It had string laced up in front, and was so bright and exciting – just like I felt to be going to school!

When I got to the Mission, they stripped me, and took away my clothes, including the orange shirt! I never wore it again. I didn't understand why they wouldn't give it back to me, it was mine! The colour orange has always reminded me of that and how my feelings didn't matter, how no one cared and how I felt like I was worth nothing. All of us little children were crying and no one cared.

One child's story

Between the late 1800s and 1996, the federal government forced many First Nations, Inuit, and Métis children to attend Residential Schools. They had to leave the warmth of their families and live at the cold, overcrowded schools.

In many cases, children and parents did not see each other for years. Students were treated poorly. Many were abused. This went on for **generations**.

Phyllis Webstad first told her story about her experiences at Residential School at an event

in Williams Lake, B.C. in 2013. People who heard her speak were deeply moved – and the idea of Orange Shirt Day was born.

September 30 was chosen as the date for Orange Shirt Day because September is when Indigenous children were taken from their families to attend Residential Schools.

The day honours the tens of thousands of Residential School Survivors. It acknowledges the painful experiences they had at the schools. It also provides an

opportunity for people to talk about the schools' impact.

Today, Phyllis' orange shirt symbolizes what Indigenous students, families, and communities lost because of Residential Schools. The losses include time with family. Parental care. A sense of self-worth and well-being. Language and culture. Freedom.

When people choose to wear an orange shirt on Orange Shirt Day, they are sending the message that "every child matters."

Shining a light on a dark chapter

For years, this story of the painful past of Residential Schools was ignored in Canada's history books. Only now is it becoming part of the school curriculum. Calgary middle school principal Lynn Leslie says she was honoured to bring the subject to her school.

"We weren't connected when we were younger and I am proud to be part of Canada. Now we can have these conversations and be honest about how things occurred."

A statement from the federal government says, "On September 30 we urge everyone to not only wear orange but also to take this opportunity to learn more about the **legacy** of Indian Residential Schools, to read the **Truth and Reconciliation Commission's** Final Report and Calls to Action... All Canadians have a role to play in **reconciliation**."

Meanwhile, Phyllis Webstad is thrilled that the younger

generation is learning about the past.

"That was my dream – for the conversation to happen annually about Residential Schools," she says.

"I am blown away and I am humbled and honoured how it has taken off."

Definitions

generation: the average length of time between the birth of parents and the birth of their children

legacy: something such as a tradition or problem that exists as a result of something that happened in the past

reconciliation: the reestablishment of a broken relationship

Truth and Reconciliation Commission (TRC): a three-person panel established by the federal government in 2008 to find out what happened at Indian Residential Schools and inform all Canadians

Before Reading

1. Engage students in a class discussion organized around these questions:
 - What is the difference between *active* and *passive listening*?
 - What is the difference between *speaking at*, or *sharing with*, someone?
 - What does listening look like? (*Focus on body language: Square shoulders, hands in lap or on knees, open body, eyes on the speaker.*)
 - What does active listening NOT look like? (You may wish to invite students to role play or dramatize disrespectful listening – crossed arms, eye rolls, groans, clenched fists, etc. Let them overexaggerate and have fun with the role play.)
2. Together with the class, brainstorm a **recipe for listening** on the board. (For example: *Hand on heart, or an ‘open heart’; shoulders squarely facing the speaker; eyes on the speaker; open body language; nodding, smiling and saying “mmm...”; saying “thank you” at the end.*)
3. Then, brainstorm a **recipe for sharing one’s story**. (For example: *Pick your words carefully; use eye contact; speak truthfully and from the heart; speak as loudly, slowly, and clearly as is possible for you.*)
4. Ask students to think of a memory that has stuck with them for a long time – a memory of an event or a person in their life that had a strong impact on them. Invite them to record this memory in paragraph form, describing it in detail by appealing to as many senses as possible and using the **Memory Writing** organizer (p. 11) as a guide.
5. Ask for volunteers to read or share their memory to the group, keeping their class recipes for listening and for sharing one’s story in mind.
6. Finally, engage students in a class discussion to find out what they already know about Residential Schools in Canada. Have a scribe record students’ sharing on the board. Then, explain to students that they will be reading about Residential Schools and hearing some Survivors’ painful stories, and that their job as listeners is not to offer solutions or to talk about an experience that they had that was similar. Instead, it is simply to accept the other’s story with a nod, a smile, or a gesture to indicate that they are receiving the story or testimony. Offering a simple “thank you” after someone has shared their story is one way to show the speaker you have listened and received their story without giving your opinion. You may wish to conclude by asking students to reflect on why it would be important to receive someone’s difficult story in an open way. (*So that they feel heard, supported, not judged; to encourage further communication; to help people with their healing journeys.*)

Memory Writing

Sense/Perception	Sentence starters
Sight	I looked down and... I could see the colours... I noticed... Out of the corner of my eye... The lights looked... The shapes loomed with...
Sound	I heard the... The sharp sound of... The dull drone of... The silence... The sound of...
Touch/Taste/Smell	Under my fingers, I felt... The soft/hard surface... The ground felt... The texture of the... The air felt... I could taste...
Emotional Perception	I could feel the... I felt deep in my bones that... I couldn't ignore the feeling that... I noticed I...

After Reading

A. Discussion

1. How might hearing Phyllis' story make other Residential School Survivors more comfortable to share their stories?
2. What does an orange shirt symbolize the loss of?
3. '**Every child matters**' is the slogan for Orange Shirt Day. For what reasons is it an appropriate slogan?

B. Exploration and Reflection

1. Use the **Changes to My Thinking** organizer (p. 13) to reflect on how your understanding of Orange Shirt Day, reconciliation, and/or Residential Schools has changed from reading the article.

Note to teachers: You may wish to have students add on to their charts after reading the other article in this issue. Encourage them to explore how their understanding of the topic(s) changes—deepens or expands—as a result of reading, thinking about, and discussing additional texts.

Changes to My Thinking

I used to think	I now think	My hope is...

Extensions

1. Victoria, B.C.-based Indigenous artist and carver Douglas “Bear” Horne (Tswaout) created this design for Orange Shirt Day t-shirts in 2016 as a gift to Victoria Orange Shirt Day event organizers Eddy Charlie and Kristin Spray:



An Orange Shirt Day pamphlet in which this design appears states: *“Horne’s design features: a bear to help us follow the right path, an eagle to help us have a vision of a bright future, a hummingbird to keep our mind, body, and spirit healthy, and a flower to feed the connection of all these elements.”* Respond to this quote. As you see it, what are the teachings of Bear’s design in relation to Orange Shirt Day? Explain.

2. Phyllis Webstad said, *“I am honoured to be able to tell my story so that others may benefit and understand, and maybe other Survivors will feel comfortable enough to share their stories.”* Read between the lines: What is the intention of Phyllis’ sharing? What is the ripple effect of her testimony? How can listening to testimony be seen as a bridge to learning? Draw a bridge and outline your thoughts in words and images, or write a reflection to communicate your thinking.
3. Use these questions as opportunities for further whole class or small group discussion, or for launching inquiries:
 - What are the similarities and differences between *boarding schools* and *Residential Schools*?
 - What are the similarities and differences between a *memory* and *testimony*?
 - Why are some memories hard to share or speak out loud?
 - What happens when we share a difficult story with a good listener?

Extensions

- Why do you think that in Indigenous cultures and traditions, stories carry the power to heal?
 - Why would you need to have permission to tell another person's story?
4. Read Phyllis Webstad's new picture book, "The Orange Shirt Story," with students, showing and discussing the illustrations. (This book can be ordered at <https://medicinewheel.education/the-orange-shirt-story/>.) To find out more about Phyllis' book, you can also check out this CBC report: <https://www.cbc.ca/news/indigenous/orange-shirt-day-residential-school-childrens-book-1.4804657>.
 5. Visit The Orange Shirt Society's official website at <http://www.orangeshirtday.org/> and watch a video of Phyllis telling her story.
 6. The First Nations Education Steering Committee (FNESC) has created three Teacher Resource Guides for Indian Residential Schools and Reconciliation. Download the one most appropriate to the grade you teach for additional lesson plans and activities:
 - Gr. 5: <http://www.fnesc.ca/grade5irsr/>
 - Gr 10: <http://www.fnesc.ca/grade-10irsr/>
 - Gr 11/12: <http://www.fnesc.ca/grade-11-12-indian-residential-schools-and-reconciliation/>
 7. As a class, view one or both of the interactive timelines below of Indian Residential Schools. Note the layout, text features, and accessibility of the information. Then, consider one or more of the following for these timelines: What information is included? What information is missing? Whose perspectives are included/omitted? What are the 'turning points' in the self-determination of Canada's Indigenous Peoples?
 - The Canadian Encyclopedia: <https://www.thecanadianencyclopedia.ca/en/timeline/residential-schools>
 - Where Are the Children?: <http://wherearethechildren.ca/en/timeline/#0>
 8. Invite students to conduct research to answer the following question: What is the significance of storytelling according to Indigenous cultures around the globe? Students may choose to begin their research at <https://firstnationspedagogy.ca/storytelling.html>
 9. Residential School Survivor Eddy Charlie has a Facebook page called Xe Xe Smun- eem (Sacred Children) dedicated to the belief that all children are special and sacred. View the following video to find out more about Eddy and his friend Kristin's initiatives at: <https://www.youtube.com/watch?v=ysfBMkcSht4&fbclid=IwAR1XV1oB4QjyaeK74gM3CrSTFupqQ2fsZlsxdnBQeLxFzNUr9MZkGRr3Ak>
 10. Ask students to respond to the following questions: Has your school or family acknowledged Orange Shirt Day? What event, short film, assembly, or teaching about Orange Shirt Day has made an impact on you? Why?


The Difficult Truth About Residential Schools

In the 1880s, the federal government began taking Indigenous children from their homes. The children were sent to “Indian Residential Schools” against their wishes, and against the wishes of their families.

Residential Schools were paid for by the government. They were run by churches.

The last Residential School was located in Regina, Saskatchewan. It closed its doors in 1996.

In all, about 130 Residential Schools operated across the country. They were found in every territory and province except Newfoundland, Prince Edward Island, and New Brunswick. Some 150,000 children attended these schools over the years.



The aim of Residential Schools was to educate, **convert**, and **integrate** Indigenous children into **mainstream** Canadian society. At the time, the government believed that it would be easiest to **assimilate** First Nations, Inuit, and Métis children if they were taken from their parents and community and kept in school for most of the year.

This government policy was based on a **colonial** world view. According to this way of thinking, Canadian society and Christian religions were superior to Indigenous cultures.

Now, Canada acknowledges that this policy was wrong. Indigenous children should never have been taken from their families. The government should never have tried to wipe out Aboriginal culture.

Life in a Residential School

Residential Schools were more like violent prisons for inmates than schools for children.

Students were bullied and abused. They were harshly punished if they spoke their Indigenous languages. Letters home were written in English, which many parents couldn't read. When the students

returned home, they often found they didn't belong anymore.

The schools were crowded, dirty, and cold. Thousands of children died there. Diseases such as smallpox, measles, flu, and tuberculosis were responsible for many of the deaths.

The individual stories are heartbreaking.

Michael Cachagee was four years old when he was sent to a Residential School in northern Ontario. He spent 12 years there. During that time, he never celebrated a birthday. He was never hugged or praised. Instead, he was beaten and abused.

It took years for him to come to grips with what happened to him. Sadly, his younger brother never did. He was three when he arrived at the school.

"He came out when he was 16 and the rest of his life was just a mess with alcoholism. He never had a chance – all because he was sent off to a Residential School," says Mr. Cachagee.

Ken Young was taken from his home at the age of eight in the 1950s. He remembers public beatings at the Prince Albert Indian Residential School in Saskatchewan. Children who tried to go home had their heads

Chanie Wenjack's Story

Chanie Wenjack was a 12-year-old Anishinaabe boy. He ran away from a Residential School near Kenora, Ontario in October, 1966. He wanted to go home to his family, 600 kilometres away. He was found beside railway tracks a week later. He had died from starvation and **exposure**. Canadian rock musician Gord Downie and artist Jeff LeMire turned Chanie Wenjack's story into an award-winning album of songs, a graphic novel, and an animated video called "The Secret Path."

shaved. They had their legs **shackled** in pyjamas. The school felt like a prison.

"I thought it was normal because I was just a young guy," says the Winnipeg lawyer today. "Later, I realized how bad that was that adults would treat children like that."

It took a long time to get rid of his anger. "I was ashamed to be who I was because that's what we were taught."

Definitions

assimilate: to make similar to

colonial: relating to a system or period in which one country rules another

convert: to persuade someone to change his or her religious beliefs

exposure: the harmful effect of very cold weather on your body

integrate: to make someone become a full member of a group or society and be involved completely in its activities

mainstream: considered ordinary or normal and accepted or used by most people

shackle: to prevent from moving with shackles (restraints)

Intergenerational trauma

Many of the problems faced by Indigenous Peoples today are rooted in their painful experiences at Residential Schools. Students were left with feelings of low self-worth. They were filled with anger. They were resentful.

Some developed addictions to cope with their pain. Some ran into trouble with the law.

Later generations have also been impacted.

“The destructive beliefs and behaviours of many students have been passed on to their children as physical and mental health issues,” explains the Truth and Reconciliation Commission’s final report. As well, Indigenous youth who were not raised in their own homes didn’t have the chance to learn how to be caring and responsible parents to their children.

The result? Canada’s Indigenous population now has high poverty

rates and unemployment. It suffers higher levels of poor health and higher death rates than the population as a whole.

Yet Indigenous Peoples are very **resilient**. The people and cultures were badly damaged by years of injustice. However, they continue to exist. Many Survivors are strong and courageous. They are determined to heal and move forward.

Reconciliation

The word ‘reconciliation’ means the reestablishment of a broken relationship. For that to happen in Canada between Indigenous and non-Indigenous people, “there has to be awareness of the past, acknowledgement of the harm that has been inflicted, **atonement** for the causes, and action to change behaviour,” says the TRC.

In recent years, many church organizations involved with the schools have apologized.

“I am sorry, more than I can say, that we were a part of a system which took you and your children from home and family,” said the Anglican Church.

A letter from the Canadian Conference of Catholic Bishops

The Truth and Reconciliation Commission of Canada

The Truth and Reconciliation Commission of Canada (TRC) was a three-person panel, headed by Justice Murray Sinclair. It was appointed by the federal government in 2008 to find out what happened in Indian Residential Schools, and inform all Canadians.

Over seven years, the TRC visited hundreds of communities and heard testimony from 7000 survivors. Its final report was released in 2015. This report contained 94 Calls to Action to help Canada move towards reconciliation with Indigenous Peoples.

read, “We face the past and sincerely ask for forgiveness.”

The federal government is taking steps, too. In 2007, it announced \$1.9 billion in **compensation** for

those who were forced to attend Residential Schools. And in June 2008, then-prime minister Stephen Harper made a historic apology to Residential School Survivors.

Definitions

atonement: something that makes up for an offense or injury

compensation: money given or received as payment for a service or loss or injury

resilient: able to become healthy, happy, or strong again after an illness, disappointment, or other problem

For his part, Prime Minister Justin Trudeau has promised to fulfill all of the Calls to Action outlined in the TRC report. In 2018, he announced that the government will change Canada's legal system.

The reason? To strengthen Indigenous Peoples' rights. That will give them greater control over their own **destiny**.

"Reforms are needed to ensure that – among other

things - Indigenous Peoples might once again have confidence in a system that has failed them all too often in the past," the prime minister said.

All Canadians have a role to play

Today, Canadians can learn about what went on in Residential Schools. We can begin to understand the harm that these schools caused. But once we know the truth, what do we do about it?

According to the TRC report, non-Indigenous Canadians need to start by exploring their own **biases**. They need to look at the **stereotypes** of Indigenous

Peoples that they were brought up with.

"The most harmful impacts of Residential Schools have been the loss of pride and self-respect of Aboriginal people, and the lack of respect that non-Aboriginal people have been raised to have for their Aboriginal neighbours," says the TRC report. "The beliefs and attitudes that were used to justify the establishment of

Residential Schools are not things of the past."

That means that the path to reconciliation won't be easy, or quick. But it is very, very important that Canadians begin to walk down this path.

"Only a real commitment to reconciliation and change will reverse the trends and lay the foundation for a truly just and **equitable** nation," says the TRC.

The Witness Blanket

The Witness Blanket is a 12-metre-long work of art. It was created to recognize the **atrocities** of the Indian Residential School System.

The project was inspired by the idea of a blanket, which offers warmth and protection. It resembles a giant "quilt" made out of hundreds of objects from Canada's Residential Schools.

The objects were gathered from across the country. They

include old doors and pieces of stained glass, belts used to punish Indigenous children, a child's shoe, braids of hair, a hockey trophy, a doorknob, a photograph of a child, and a letter from parents asking that their children come home. Visitors can use a mobile app to learn more about each item.

The artwork toured the country for four years. In the spring of 2018, the tour was suspended. It

was causing too much wear and tear on the exhibit. In May 2019, a new tour was launched using a true-to-scale **reproduction**.

The artist is master carver Carey Newma. He is of British, Kwagiulth, and Salish descent. He calls his piece "a **testament** to the human ability to find something worthwhile, even beautiful, amidst the tragedies, memories, and ruins of the Residential School Era."

Definitions

atrocities: a cruel and violent act

bias: an attitude that makes people treat someone in a way that is unfair or different from the way they treat other people

destiny: a person's overall circumstances or condition in life

equitable: fair and reasonable because everyone is treated in the same way

reproduction: a copy of something, especially a work of art or an antique

stereotype: a very firm and simple idea about what a particular type of person or thing is like

testament: strong evidence for something

Before Reading

Many students across Canada have more understanding of and experience with the history of Residential Schools in Canada than adults. Outline – using words or drawings – what you already know and what experience you already have with this part of history.

What was the purpose of “Indian Residential Schools”?	
Who created Residential Schools, and why?	
What were Residential Schools like? Why?	
How was the government able to make children to go to Residential Schools?	
When did the last Residential Schools close?	
Have you done any work or research on the topic of Residential Schools? Where? What did you do?	
What is reconciliation and the Truth and Reconciliation Commission of Canada?	
Have you witnessed testimony from a Residential School Survivor? If yes, describe this experience.	
A private note to your teacher: Please describe anything you would like me to be aware of as we study this topic.	

After Reading

A. Discussion

1. What do you suppose happens to people who are not permitted to celebrate their culture?
2. Residential School Survivor Ken Young says, “*I was ashamed to be who I was because that’s what we were taught.*” As you see it, in what ways might shame hinder a person’s development and feelings of happiness?
3. Why do you think that some Indigenous leaders, when speaking of Residential School trauma, would also like the resiliency of Indigenous Peoples to be noted and celebrated? How is Orange Shirt Day a day that marks the resiliency of Residential School Survivors?
4. What is your understanding of the term ‘reconciliation’? What would reconciliation look like, if and when it is achieved? Explain.
5. Why do you suppose reconciliation is a process directed at non-Indigenous Canadians? What does reconciliation mean to you? Your class? Your school?
6. How has the Canadian government attempted to reconcile with Indigenous Peoples? Use two concrete examples from the article.
7. Respond to Prime Minister Justin Trudeau’s announcement that the government will overhaul its legal framework with Canada’s Indigenous Peoples. As you see it, what is the significance of this announcement? Explain.

B. Exploration and Reflection

Just as ripples expand across the water when something is dropped into it, a ‘ripple effect’ is the continuation and spreading of the results or impact resulting from an event or action. Use the information in the article to speculate on the ‘ripple effect’ Residential Schools had on Indigenous children, their families and communities. Focus on one specific event or action, such as:

- removing children from their families;
- bullying, punishment and/or abuse received by children from the Residential School staff;
- reduction in or removal of freedoms while at the school, such as not being allowed to go home, or having to cut their hair or wear a uniform;
- poor living conditions;
- not being allowed to speak their native language;
- being ‘Christianized’—forced to learn about Christianity;
- being taught that their culture is inferior.

Where possible, speculate how the various events or actions might have also impacted Canada or Canadians as a whole, and consider how the event or action may have impacted one or more of the following aspects of well-being:

- cultural (freedom to speak first language and carry out cultural traditions/practices);
- social (strong connection to others);

- political (adequate influence, self-determination);
- economic (good jobs/education, stable income, good standard of living).

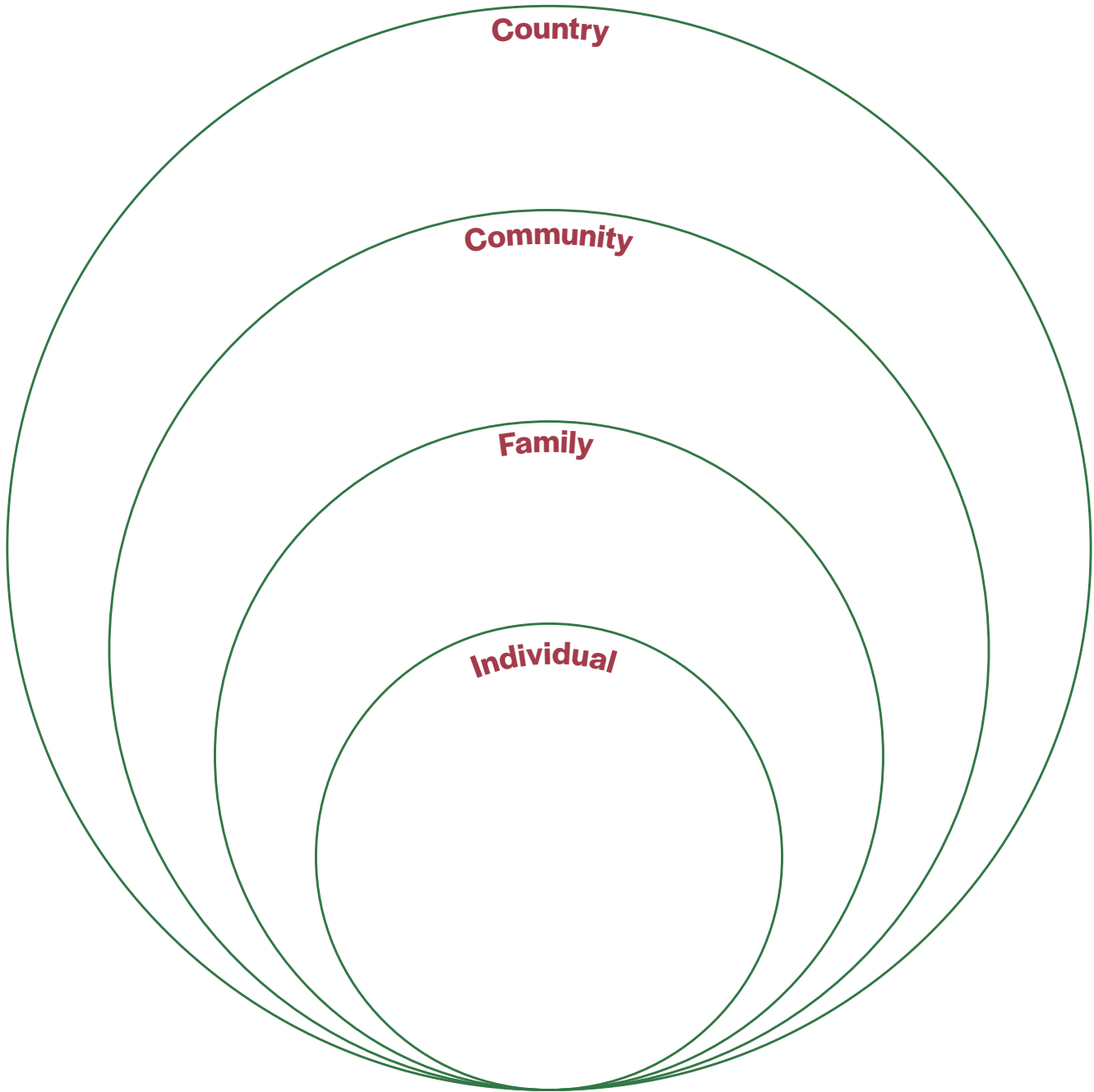
Document your thinking on the **Consider the Impact** organizer (p. 23). Start by considering the impacts on the individual level. How might the specific event or action have impacted a child? Then consider how that specific event or action would spread out to have impact at the family, community, and country level.

For example, removing a child from his/her family (the action) impacts his/her social and cultural well-being. It may result in sadness, anger, loneliness or confusion for the child (individual level) but also reduces the relationship he/she has with family (family level). He/she doesn't get to know his/her parents, extended family members or ancestors and their histories or values, which results in a loss of identity, culture, and connection. At the community level, the child will not get to know community members or participate in community events which results in a loss of belonging and a diminishing of cultural understanding. And, at the level of country, Canadians would not benefit from learning about Indigenous cultures, which makes it challenging to understand the richness and uniqueness of these cultures. This may impact Canada's perceptions of, attitude towards, and treatment of Indigenous Peoples.


Consider the Impact

Event or action: _____

Impact on well-being: cultural social political economic



Extensions



1. Study Coast Salish artist Brianna Dick's illustration for the 'The Difficult Truth About Residential Schools' article.
 - a. Using a **Think, Pair, Share** structure, discuss these guiding questions about symbolism and the power of art to shape thinking:
 - What feelings does this image evoke?
 - How are the two figures in the image (*the hoop dancer and the little boy*) interacting?
 - What do you suppose the hoop colours (*yellow, red, white, and black*) might represent?
 - What reasons can you suggest to explain why the dancer is transparent?
 - What are the two objects lying at the feet of the boy? What might they symbolize?
 - What is the coloured (*yellow, red, white, and black*) wheel on the back of the dancer? What might it symbolize?
 - b. Brianna says of her illustration: *"I thought I would honour my brothers and sisters in the interior [of B.C.] who use Pow Wow and the Medicine Wheel as their way of connecting with their roots. I did leave the little*

Extensions

boy more transparent so the hoop dancer behind him can be seen as our people's strength and resiliency, and especially as a reminder that we have culture still inside us, despite the trauma of Residential School."
Respond to Brianna's explanation. As you see it, how does art tell a story?

- c. Research the significance of the Medicine Wheel and Pow Wow for specific First Nations. Then, consider: Why do you think Brianna chose these images to help you think about the history of Residential Schools in Canada?
2. Consider the following quote: *"Non-indigenous Canadians need to explore their own biases, and the stereotypes of Indigenous Peoples that they were brought up with. As the TRC warns, 'the beliefs and attitudes that were used to justify the establishment of Residential Schools are not things of the past.'"*
 - What is your understanding of the term 'bias'? As you see it, how do biases affect our relationships with others?
 - What is your understanding of a colonial, settler, or Eurocentric view?
 - According to this quote, what is the work of non-indigenous people in Canada?
 - As you see it, what is our civic responsibility to the past?
3. Create your own response to the Truth and Reconciliation Commission by visiting the TRC website at <http://www.trc.ca/reconciliation/trc-initiatives/personal-ribbon-campaign.html> and developing your "personal ribbon" – a personal statement explaining how reconciliation matters to you. (An online version is available at www.trc.ca/reconciliation/trc-initiatives/it-matters.html.)
4. Eddy Charlie, a Residential School Survivor, together with Kristin Spray, helped organize Victoria, B.C.'s first Orange Shirt Day event. Eddy Charlie asks us to reflect on the following question this Orange Shirt Day: "How does trauma affect the way people act around each other?" Reference the information in the article and use direct quotes to strengthen your reflection. Then consider: How does intergenerational trauma affect individuals, families, and communities?
5. What role can art play in reconciling painful histories? What is the work of witnessing? Research Carey Newman's work on "The Witness Blanket" by watching the short film found at <http://witnessblanket.ca/#!/project/>. You may also read to wish Carey Newman's new book, "Picking Up the Pieces: Residential School Memories and the Making of the Witness Blanket." (https://www.orcabook.com/cw_contributorinfo.aspx?ContribID=42879&Name=Carey+Newman). Then, consider: How do artifacts tell a story?
6. What is the work of listening to testimony? How was this an integral piece of the Truth and Reconciliation Commission? Explore the website "Where are the Children?" found at <http://wherearethechildren.ca/en/>. Preview the Survivor testimonies and choose several that would be suitable for your class or age group. Have students listen to the stories of Survivors.
7. What does reconciliation look like? Watch the Murray Sinclair video "What is reconciliation?" at <https://www.youtube.com/watch?v=swo9flbACho> and review the Indian Residential Schools Statement of Apology by then-prime minister Stephen Harper at <https://www.aadnc-aandc.gc.ca/eng/1100100015677/1100100015680>. What do you observe in these videos? As you see it, what is the work of reconciliation?
8. What was the role of the church in the Residential School System? Was there a Residential School near where you live? Check out this interactive map: <http://www.cbc.ca/news2/interactives/beyond-94-residential-school-map/>

Extensions

9. The Truth and Reconciliation Commission of Canada released 94 Calls to Action. Do you know any of these Calls? Can you guess which areas of government, policy, or public service might be called to act? Research the Calls to Action: http://trc.ca/assets/pdf/Calls_to_Action_English2.pdf
10. Learn more about Chanie Wenjack by watching the following videos:
 - Heritage Minutes: Chanie Wenjack: <https://www.historicacanada.ca/content/heritage-minutes/chanie-wenjack>
 - Gord Downie's The Secret Path: <https://www.youtube.com/watch?v=yGd764YU9yc>
11. Invite students to research how communities across the country have responded to the TRC's Calls to Action. What steps have been taken and what projects have been undertaken in the name of reconciliation? What authentic ways of building better relationships with Indigenous Peoples in our communities can students suggest?
12. How can students see themselves actively involved in reconciliation? You may wish to have students cut out an outline of a t-shirt on orange paper, then write and complete the following statement on their orange shirts: #MyReconciliationIncludes... For example: #MyReconciliationIncludes the government recognizing First Peoples in Canada regardless of the issues being discussed; going beyond words and taking actions towards education and change; support, compassion, and inclusivity for everyone. Post the orange shirts around your school, or post the completed hashtags on Twitter.

Closing the Circle of Learning

Gratitude is medicine. When we say what we are grateful for, or hear what others are grateful for, it makes us feel better. To close the learning circle, Sarah Rhude suggests doing a round of gratitude and a round of observation.

1. Sit or stand in a circle with everyone facing each other.
2. Round of gratitude: Ask students to say one thing they are grateful for.
3. Round of observation: Ask students to report one thing that stood out for them, or that they remember most, about the lesson. This gives everyone a holistic view of the lesson. As teachers and students together we see the lesson from different perspectives, and we understand that not all absorb teachings the same way. This is true communal learning – the idea that if half the class were taken away and only four people reported out, we wouldn't get the whole story. This also gives the teacher and/or guest speaker a chance to hear what has touched the hearts of the students.
4. Conclude with one final round for students to express their hopes for their generation and future generations.

Order Form

Email to info@lesplan.com or fax to (888) 240-2246 or order online: www.lesplan.com



DELIVER TO (please print clearly)

TEACHER _____	SCHOOL _____
EMAIL _____ ()	ADDRESS _____
PHONE _____	CITY, PROVINCE _____ POSTAL CODE _____

PDF/WORD SUBSCRIPTIONS

Publication	Language	Grade Level	Pricing		Amount
			4 Issues (Sept. - Dec.)	8 issues (Sept. - May)	
<i>The Canadian Reader</i>	English	Grades 3 and up	<input type="checkbox"/> \$99	<input type="checkbox"/> \$198	
<i>Nos Nouvelles</i>	Français	À partir de la 3 ^e année	<input type="checkbox"/> 99 \$	<input type="checkbox"/> 198 \$	
<i>What in the World?</i> - Level 1	English	Grades 5 and up	<input type="checkbox"/> \$99	<input type="checkbox"/> \$198	
<i>Le Monde en Marche</i> - Niveau 1	Français	À partir de la 5 ^e année	<input type="checkbox"/> 99 \$	<input type="checkbox"/> 198 \$	
<i>What in the World?</i> - Level 2	English	Grades 8 and up	<input type="checkbox"/> \$99	<input type="checkbox"/> \$198	
<i>Le Monde en Marche</i> - Niveau 2	Français	À partir de la 8 ^e année	<input type="checkbox"/> 99 \$	<input type="checkbox"/> 198 \$	
			5 issues (Sept. - May)		
<i>Building Bridges</i> - Level 1	English	Grades 5 and up	<input type="checkbox"/> \$120		
<i>Bâtir des ponts</i> - Niveau 1	Français	À partir de la 5 ^e année	<input type="checkbox"/> 120 \$		
<i>Building Bridges</i> - Level 2	English	Grades 8 and up	<input type="checkbox"/> \$120		
<i>Bâtir des ponts</i> - Niveau 2	Français	À partir de la 8 ^e année	<input type="checkbox"/> 120 \$		
Subtotal A					

ONLINE INTERACTIVE SUBSCRIPTIONS

Publication	Language	Grade Level	Pricing		Amount
			5 months (Sept. - Jan.)	10 months (Sept. - June)	
<i>Currents4Kids</i>	English	Grades 3 and up	<input type="checkbox"/> \$99	<input type="checkbox"/> \$198	
<i>Infos-Jeunes</i>	Français	À partir de la 3 ^e année	<input type="checkbox"/> 99 \$	<input type="checkbox"/> 198 \$	
Subtotal B					
			ON add 13% HST NB, NL, NS & PEI add 15% HST		HST
			All others add 5% GST		GST
TOTAL					



BILLING OPTIONS

- Invoice school
- Invoice **Bill To** address
- Purchase Order _____

Please charge to: MasterCard VISA

CARD NUMBER _____

CARDHOLDER NAME _____ EXPIRY DATE (MM/YY) _____

BILL TO (if different from school information)

CONTACT _____

ADDRESS _____

CITY, PROVINCE _____ POSTAL CODE _____

LESPLAN OFFICE USE: 2019-2020	
_____	<input type="checkbox"/> INVOICE # _____
_____	<input type="checkbox"/> C4K / I-J _____
_____	9